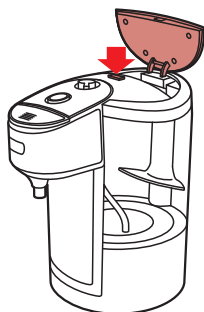


QUICK START

please read the instructions that come with your HotCup™ water dispenser and follow all safety warnings before use.

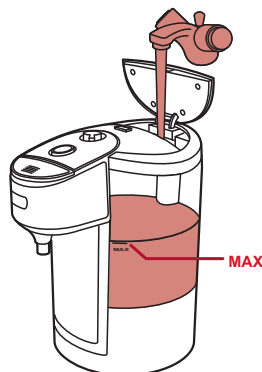
HOT CUP® Breville®

1



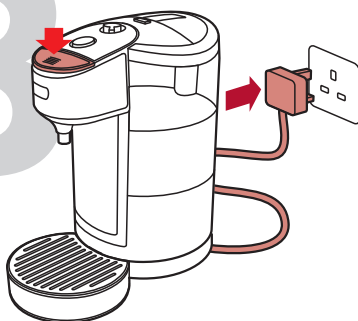
Step 1: open the lid flap

2



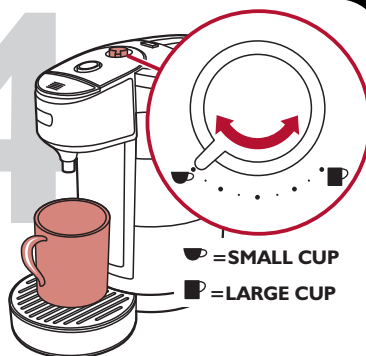
Step 2: fill with water

3



Step 3: press the stop button then plug in

4



Step 4: set the amount of water required

5



Step 5: press the start button

6



Step 6: the water is dispensed